



Symbol or Keyword(s)

- Markets
- News
- Analysis
- Our Shows
- Stock Picks
- Portfolios
- Watchlists
- Rankings
- Screeners
- Tools
- Our Services

World Eur



- S&P 500
- DOW JONES
- NASDAQ
- TSX COMPOSITE
- FTSE 100
- DAX
- CAC 40
- EURO STOXX 50
- TOPIX
- MSCI EAFE
- MSCI WORLD

Homepage > Equities > Indonesia > INDONESIA STOCK EXCHANGE > PT Astra International Tbk > Company [ASII](#) [ID1000122807](#)

# PT ASTRA INTERNATIONAL TBK (ASII)

Add to my list

Report

End-of-day quote INDONESIA STOCK EXCHANGE - 2023-02-08

**5675.00** IDR **-2.16%**

- 02/02 Indonesia's Astra Daihatsu Motor starts building \$195 million car assembly plant
- 2022 UK's Prudential Mulls Bid for PT Bank Negara Indonesia's Life Unit
- 2022 Fitch Publishes 'AAA(idn)' Rating on Federal International Finance's Programme V Tranche IV Bonds

RE  
MT  
AQ

- Summary
- Quotes
- Charts
- News
- Ratings
- Calendar
- Company
- Financials
- Consensus
- Revisions
- Funds

### Business Summary

PT Astra International Tbk is an Indonesia-based company. The Company's Automotive segment includes the wholesale of cars, trucks and motorcycles; the provision of after-sales services, and the manufacture of automotive components. Its Financial Services segment comprises automotive financing and insurance businesses. Its Financial Services segment comprises automotive financing and insurance businesses. Its Heavy Equipment and Mining segment covers sales of construction machinery, mining contractor business and coal mining. Its Agribusiness focuses on the oil palm plantations and their derivative products. Its Infrastructure and Logistics segment includes the construction and management of toll roads and seaports, and provides transportation and logistics services. Its Information Technology (IT) segment comprises document solutions, IT Solutions and office solutions. Its Property segment develops residential and commercial properties.

Number of employees : 123 894 people.

### Sales per Business

	2020		2021		Delta
Automotive	67 942 000.00	38.8%	96 744 000.00	41.4%	+42.39%
Heavy Equipment, Mining, Construction and Energy	60 347 000.00	34.5%	79 461 000.00	34%	+31.67%
Financial Services	20 390 000.00	11.6%	24 990 000.00	10.7%	+22.56%
Agribusiness	18 807 000.00	10.7%	24 322 000.00	10.4%	+29.32%
Infrastructure Logistics	6 211 000.00	3.5%	6 839 000.00	2.9%	+10.11%
Information Technology	3 349 000.00	1.9%	3 299 000.00	1.4%	-1.49%
Elimination	-2 891 000.00	-1.7%	-3 127 000.00	-1.3%	-
Property	891 000.00	0.5%	957 000.00	0.4%	+7.41%

IDR in Million

### Sales per region

	2020		2021		Delta
Indonesia	175 046 000.00	100%	233 485 000.00	100%	+33.38%

IDR in Million

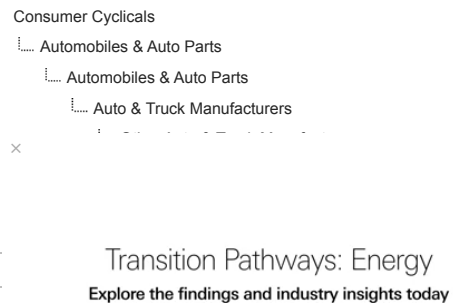
### Managers

Name	Title	Age	Since
<a href="#">Djony Bunarto Tjondro</a>	President Director	58	2020
<a href="#">Endro Wahyono</a>	Chief Finance & Accounting Officer	-	-
<a href="#">Benny Halim</a>	Chief Information Systems & Technology Officer	-	-
<a href="#">Sin Cheok Chiew</a>	Chief Investor Relations Officer & Director	61	-
<a href="#">Valentina Chai</a>	Chief Group Treasury Officer	-	-
<a href="#">Gita Tiffany Boer</a>	Secretary Director	56	2018
<a href="#">Gidion Hasan</a>	Head-Corporate Planning & Investor Relations	50	1999
<a href="#">Johannes Loman</a>	Chief Executive-Honda Sales Operation	63	1999
<a href="#">Suparno Djasmin</a>	Chief Executive Officer-Sales Operations	61	1987
<a href="#">Henry Tanoto</a>	Director	52	2017

### Members of the board

Name	Title	Age	Since
<a href="#">Priyono Sugiarto</a>	President Commissioner	62	2020

### Sector

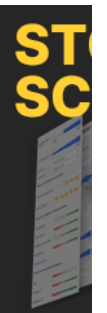


Opening up a world of opportunity  
 20.10%

Pre-r

DOW JON  
+0.09%

» More Inc



My Watchli

- ALIBABA
- APPLE INC
- ALPHABET
- PAYPAL
- ADVANCED MICRO DEVICES
- INTEL CORPORATION
- AMAZON.COM
- META PLATFORMS INC

» My lists

Rankings

- MONOLITHIC POWER SYSTEMS
- MGM RESORTS INTERNATIONAL
- EVERETT ENERGY SERVICES
- WYNN RESORTS
- ILLINOIS TOOL WORKS INC
- ORACLE CORPORATION
- AREVA GROUP
- RISER ENERGY SERVICES
- TECHNIP ENERGIE
- RENTECH INC



Markets News Analysis Our Shows Stock Picks Portfolios Watchlists Rankings Screeners Tools Our Services

<a href="#">Anthony Nightingale</a>	Commissioner	75	2000
<a href="#">Benjamin Keswick</a>	Commissioner	50	2007
<a href="#">John Witt</a>	Commissioner	59	2016
<a href="#">Stephen Gore</a>	Commissioner	50	2019
<a href="#">Benjamin Birks</a>	Commissioner	49	2020

**Equities**

	Vote	Quantity	Free-Float		Company-owned shares		Total Float
Stock A	1	40,483,553,140	20,182,593,700	49.9%	0	0.0%	49.9%

**Shareholders**

PT Astra International Tbk (ID1000122807)

Name	Equities	%
<a href="#">Jardine Cycle &amp; Carriage Limited</a>	20,288,255,040	50.1%
<a href="#">Toyota Motor Corporation</a>	1,920,000,000	4.74%
The Vanguard Group, Inc.	643,222,451	1.59%
BlackRock Fund Advisors	382,142,241	0.94%
Capital International Ltd.	361,501,100	0.89%
Capital Research & Management Co. (Global Investors)	311,457,340	0.77%
Invesco Asset Management Ltd.	289,281,700	0.71%
Orbis Investment Management Ltd.	268,066,683	0.66%
ARGA Investment Management LP	212,997,700	0.53%
Macquarie Investment Management Business Trust	209,236,000	0.52%

**Holdings**

Name	Equities	%	Valuation
<a href="#">PT UNITED TRACTORS TBK (UNTR)</a>	2,219,317,358	59.5%	3,717,267,802 USD
<a href="#">PT ASTRA AGRO LESTARI TBK (AALI)</a>	1,533,682,440	79.7%	790,613,298 USD
<a href="#">PT ASTRA OTOPARTS TBK (AUTO)</a>	3,855,786,337	80.0%	361,634,201 USD
<a href="#">PT MEDIKALOKA HERMINA TBK (HEAL)</a>	809,535,100	5.41%	80,605,410 USD
<a href="#">PT ASTRA GRAPHIA TBK (ASGR)</a>	1,036,752,580	76.9%	63,262,642 USD

**Company contact information**

PT Astra International Tbk  
 Menara Astra  
 Jalan Jenderal Sudirman Kav 5-6  
 59 Floor  
 Jakarta, Jakarta Raya 10220  
 Phone : +62.21.5084.3888  
 Fax : +62.21.6530.4957  
 Web : <http://www.astra.co.id>



**Brand Portfolio**

In partnership with Allbrands.markets

[» More brands of PT Astra International Tbk](#)

TATA MOTORS LIMITED	12.51%	18 952
PORSCHE AUTOMOBIL HOL...	10.97%	18 650
MAHINDRA AND MAHINDRA L...	9.85%	18 507
SUZUKI MOTOR CORPORATI...	11.19%	17 590
GEELY AUTOMOBILE HOLDI...	5.44%	15 399
NISSAN MOTOR CO LTD	13.06%	14 119
SUBARU CORPORATION	3.13%	12 233
RENAULT	33.78%	11 996
ISUZU MOTORS LIMITED	2.13%	9 343
SERES GROUP CO.,LTD.	1.43%	8 956
JARDINE CYCLE & CARRIAG...	2.10%	8 719

[» Sector Other Auto & Truck Manufacturers](#)

**Connections : PT Astra International Tbk**

YONGHUI SUPERSTORES CO., LTD.
VITASOY INTERNATIONAL HOLDINGS LIMITED
SHUI ON LAND LIMITED
PT UNITED TRACTORS TBK
PT TBS ENERGI UTAMA TBK
PT. MITRA ADIPERKASA TBK
PT INDOFOOD SUKSES MAKMUR TBK
PT BUKALAPAK.COM TBK.
PT BANK PERMATA TBK
PERUSAHAAN PERSEROAN (PERSERO) PT TELEKOMUNIKASI INDONESIA TBK
JARDINE MATHESON HOLDINGS LIMITED
HONGKONG LAND HOLDINGS LIMITED
DFI RETAIL GROUP HOLDINGS LIMITED

Consumer  
Cyclicals

[» More To](#)

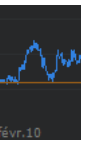
**Rankings**

O'REILL  
 ACTIVIS  
 SPLUNP  
 OKTA, II  
 ZOOM V  
 ALIGN T  
 ALPHAE  
 SIRIUS :  
 LUCID C

Healthcar

[» More To](#)

**Currency /**



- USD / EUR
- USD / CAD
- USD / MXN
- USD / BRL
- USD / INR
- USD / CNY
- USD / JPY
- USD / AUD
- USD / KRW
- USD / HKD
- USD / GBP
- USD / CHF

[» Forex](#)

**Commodit**



- GOLD
- CRUDE OIL
- CRUDE OIL

JM

100

:urr



[Markets](#)[News](#)[Analysis](#)[Our Shows](#)[Stock Picks](#)[Portfolios](#)[Watchlists](#)[Rankings](#)[Screeners](#)[Tools](#)[Our Services](#)[» Crypto](#)

## CATEGORIES

[Indexes](#)  
[Equities](#)  
[Currencies](#)  
[Commodities](#)  
[Trackers / ETF](#)  
[News](#)  
[Analysis](#)

## FREE SERVICES

[Watchlists](#)  
[Virtual Portfolios](#)  
[Newsletters and notifications](#)

[New member](#)

## SOLUTIONS

[European Portfolio](#)  
[USA Portfolio](#)  
[Asian Portfolio](#)  
[Stock Screener](#)  
[Stock Picks](#)  
[Investment Themes](#)  
[Investment Style](#)

[Subscribe as customer](#)

## STOCK EXCHANGE EDITIONS

[English \(USA\)](#)  
 [English \(UK\)](#)  
 [English \(Canada\)](#)  
 [Deutsch \(Deutschland\)](#)  
 [Deutsch \(Schweiz\)](#)  
 [Español](#)  
 [Français \(France\)](#)  
 [Français \(Suisse\)](#)  
 [Italiano](#)  
 [Nederlands \(Nederland\)](#)  
 [Nederlands \(België\)](#)

## ABOUT

[Surperformance SAS](#)  
[Contact](#)  
[Legal information](#)  
[Cookie settings](#)

×

MarketScreener



Copyright © 2023 Surperformance. All rights reserved.  
Stock quotes are provided by Factset, Morningstar and S